

Scaled data based on original data using  
LM-79-08 Approved Method: Electrical and Photometric Measurements of Solid-  
State Lighting Products

Test Report Prepared for  
Cooper Lighting Solutions  
(formerly Eaton)

Brand: INVUE

Report Number: P367305

Luminaire Tested: **MSA-SA2B-740-U-5WQ**

Issue Date: 12/2/2019

**Test Information**

Test Method: LM-79-08  
Report Number: P367305  
TEST IS SCALED FROM IESNA LM-79-08 TEST DATA (G2-1910-543-4)  
Test Lab: INNOVATION CENTER  
Issue Date: 12/2/2019  
Manufacturer: COOPER LIGHTING SOLUTIONS (FORMERLY EATON)  
Product Line: INVUE  
Catalog Number: MSA-SA2B-740-U-5WQ  
Description: MESA POST TOP DECORATIVE LUMINAIRE. (2) LIGHTSQUARES WITH 16 LEDS EACH AND TYPE V WIDE OPTICS.  
Light Source: -  
Ballast/Driver: ELECTRONIC DRIVER

**Summary**

Lumens per Lamp: N/A  
Luminaire Lumens: 10685 lumens  
Efficiency: N/A  
Efficacy: 125.7 lumens/watt  
Luminous Opening: Rectangular (W 0.5' x L: 1' x H: 0')  
IES Classification: Type V - Short  
BUG Rating: B4 - U0 - G2

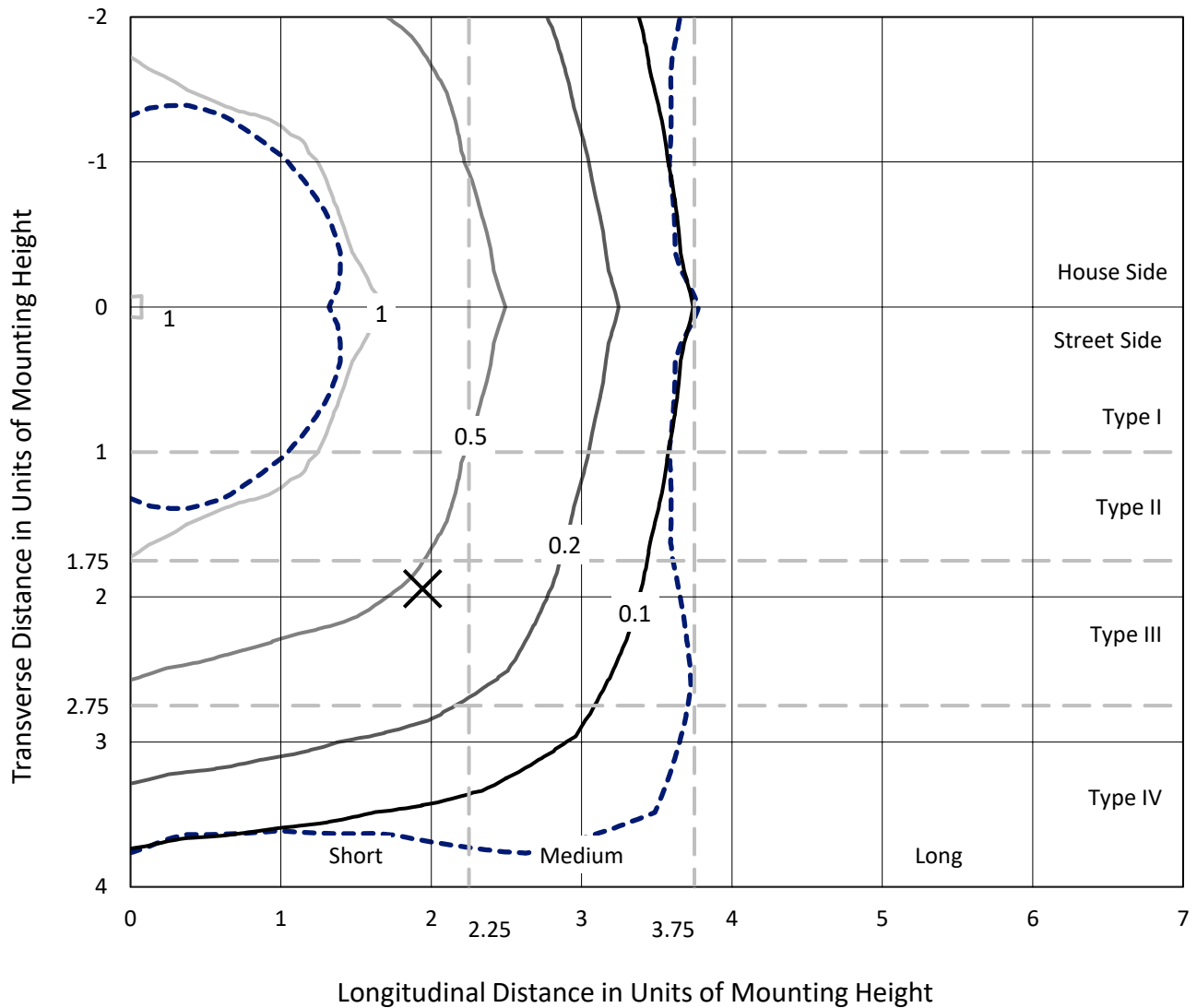
Input Watts (W): 85  
Input Voltage (V): NR  
Input Current (Ain): NR  
Voltage Rise (V): NR  
Power Factor: NR  
Total Harmonic Distortion (THDi): NR  
Frequency (hertz): 60  
Stabilization Time: NR  
Operation Time: NR  
Ambient Temperature (°C): NR  
Test Distance: 24 FT



REPORT NUMBER: P367305  
 CATALOG NUMBER: MSA-SA2B-740-U-5WQ

### Iso-Footcandle Lines of Horizontal Illumination

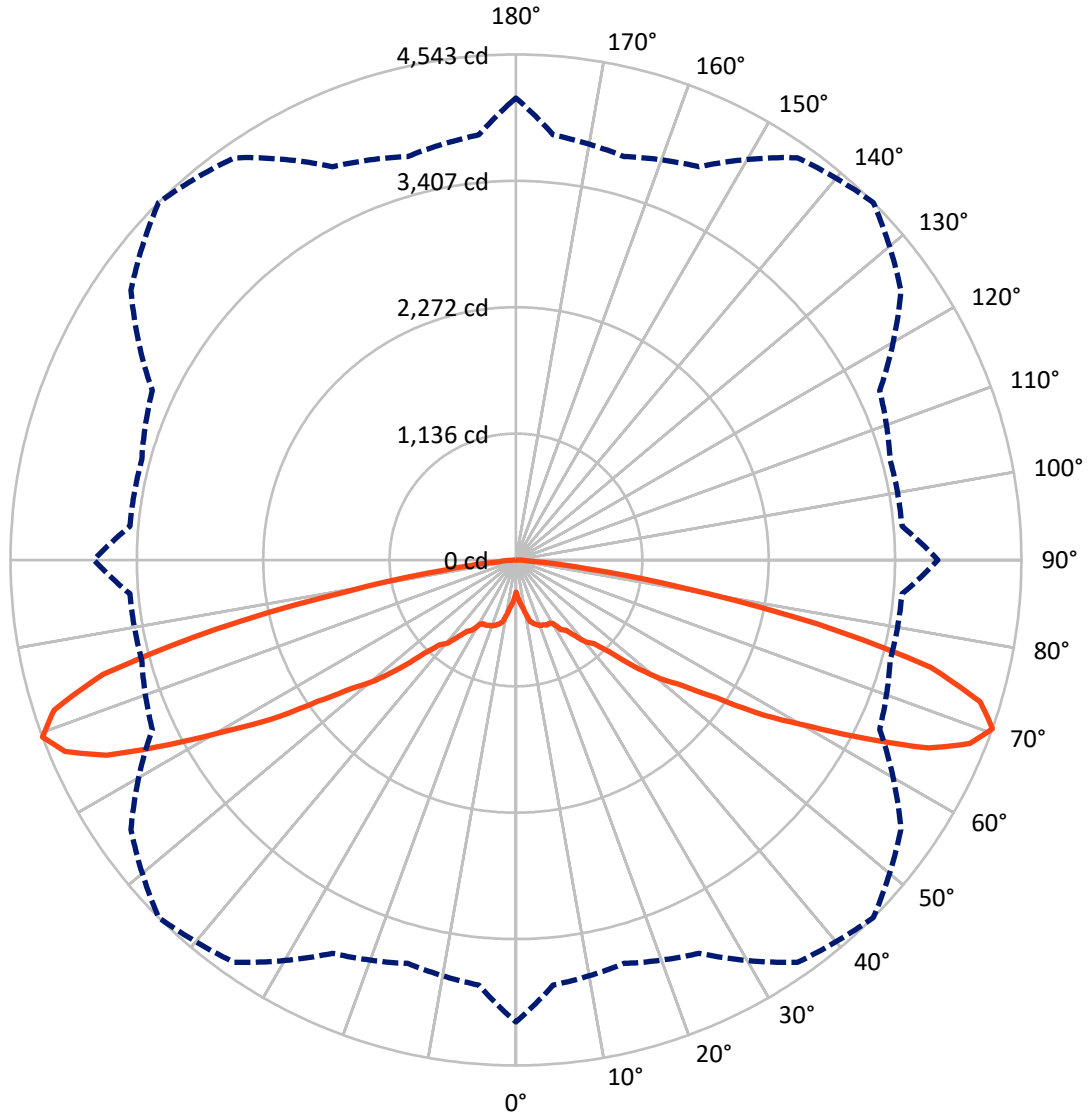
✕ Max cd  
 - - - 1/2 Max cd



Based on 20 foot mounting height. Maximum calculated value = 1.4 fc  
 Type V - Short - N/A

REPORT NUMBER: P367305  
CATALOG NUMBER: MSA-SA2B-740-U-5WQ

### Luminous Intensity Polar Plot



— Vertical Plane Through 45-Deg Lateral      - - - Horizontal Cone Through 70-Deg Vertical

REPORT NUMBER: P367305  
 CATALOG NUMBER: MSA-SA2B-740-U-5WQ

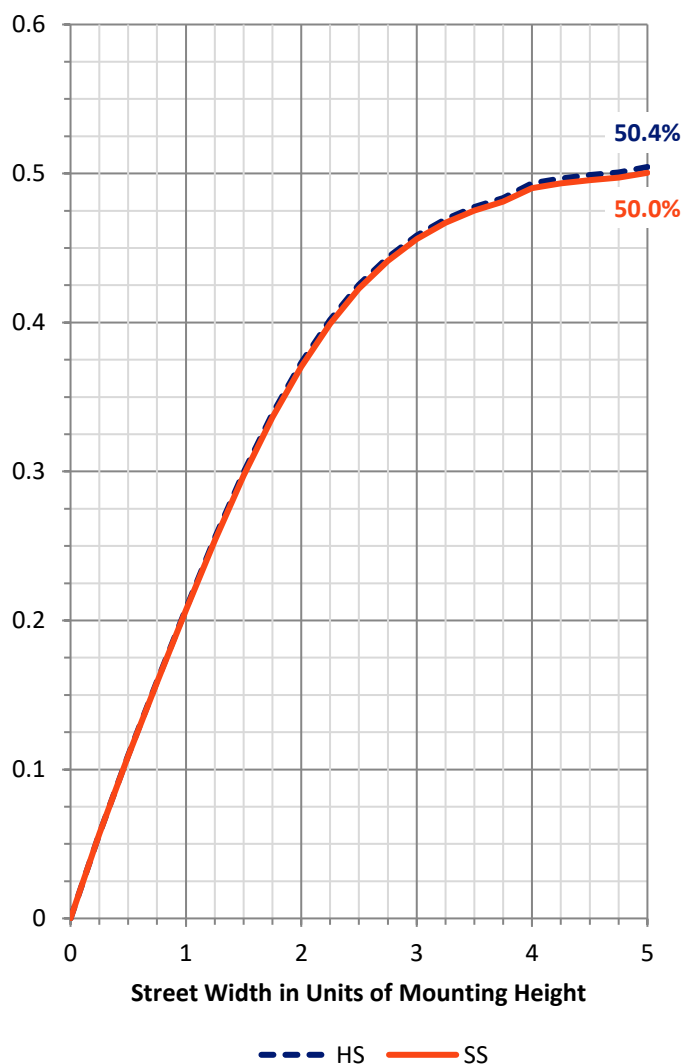
**FLUX DISTRIBUTION:**

		Downward	Upward	Total
<b>House Side</b>	Lumens	5342.5	0.0	5342.5
	% Fixture	50.0	0.0	50.0
<b>Street Side</b>	Lumens	5342.5	0.0	5342.5
	% Fixture	50.0	0.0	50.0
<b>Total</b>	Lumens	10685.0	0.0	10685.0
	% Fixture	100.0	0.0	100.0

**ZONAL LUMENS:**

Zone	Lumens	% Fixture
0°-10°	42.0	0.4
10°-20°	168.2	1.6
20°-30°	318.0	3.0
30°-40°	553.9	5.2
40°-50°	1058.9	9.9
50°-60°	2053.2	19.2
60°-70°	3595.3	33.6
70°-80°	2702.1	25.3
80°-90°	193.3	1.8
90°-100°	0.0	0.0
100°-110°	0.0	0.0
110°-120°	0.0	0.0
120°-130°	0.0	0.0
130°-140°	0.0	0.0
140°-150°	0.0	0.0
150°-160°	0.0	0.0
160°-170°	0.0	0.0
170°-180°	0.0	0.0
0°-90°	10685.0	100.0
0°-180°	10685.0	100.0

**Coefficient of Utilization**

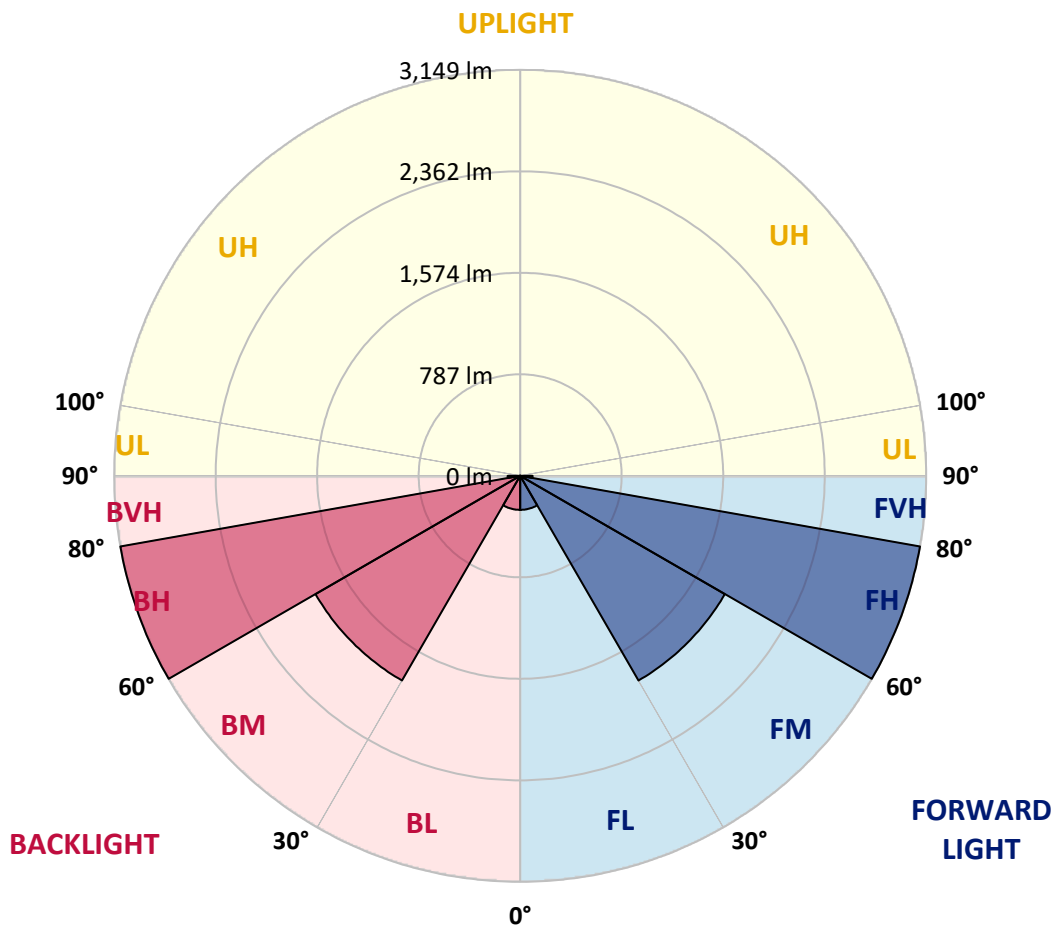


REPORT NUMBER: P367305  
 CATALOG NUMBER: MSA-SA2B-740-U-5WQ

**LUMINAIRE CLASSIFICATION SYSTEM LUMEN TABLE AND BUG RATING:**

Zone	Lumens	% Fixture	Zone Rating/Lumen Limit		
			B	U	G
FL (0°-30°)	264.1	2.5			
FM (30°-60°)	1833.0	17.2			
FH (60°-80°)	3148.7	29.5			G2/5000
FVH (80°-90°)	96.7	0.9			G1/100
BL (0°-30°)	264.1	2.5	B1/500		
BM (30°-60°)	1833.0	17.2	B2/2500		
BH (60°-80°)	3148.7	29.5	B4/5000		G2/5000
BVH (80°-90°)	96.7	0.9			G1/100
UL (90°-100°)	0.0	0.0		U0/0	
UH (100°-180°)	0.0	0.0		U0/0	

**BUG Rating: B4-U0-G2**  
 Type V Short





REPORT NUMBER: P367305  
 CATALOG NUMBER: MSA-SA2B-740-U-5WQ

**CANDELA DISTRIBUTION (FULL):**

	0°	5°	15°	25°	35°	45°	55°	65°	75°	85°	90°
0°	288.9	288.9	288.9	288.9	288.9	288.9	288.9	288.9	288.9	288.9	288.9
2.5°	351.5	346.1	329.1	330.0	337.8	338.7	339.5	329.1	326.6	347.8	349.0
5°	446.4	434.0	421.6	416.6	409.1	388.4	411.2	413.7	418.7	434.8	442.3
7.5°	509.8	494.5	477.5	467.2	446.8	429.8	448.5	463.8	473.8	492.0	502.4
10°	521.9	512.8	511.9	493.7	490.0	496.2	494.9	495.3	510.3	510.7	516.9
12.5°	559.6	566.2	553.4	547.2	550.9	566.2	553.8	548.4	552.1	569.1	562.1
15°	608.9	616.8	597.3	587.4	577.4	591.9	579.1	588.6	600.6	613.1	606.8
17.5°	663.6	664.0	637.5	600.6	609.3	611.4	606.8	599.0	633.4	663.2	660.3
20°	693.5	693.1	647.5	597.3	623.0	627.6	623.4	596.5	648.3	689.3	688.1
22.5°	724.2	715.0	660.3	619.7	629.2	633.0	623.4	620.9	660.3	717.5	717.1
25°	740.7	748.6	688.5	663.2	655.3	646.6	654.9	659.1	696.8	752.8	736.6
27.5°	792.5	779.7	696.8	694.3	677.7	643.3	671.9	692.2	694.3	784.7	801.3
30°	839.4	844.4	734.1	737.8	707.6	664.0	708.4	740.7	747.0	845.2	843.5
32.5°	889.1	891.2	800.4	761.9	749.0	747.4	730.4	758.6	807.5	886.2	889.5
35°	964.6	981.6	859.7	807.9	791.7	775.1	790.1	815.3	860.9	979.1	970.8
37.5°	1137.4	1110.5	988.6	881.3	870.5	863.8	875.9	894.1	987.4	1113.4	1151.9
40°	1258.0	1245.2	1079.4	1002.7	934.7	970.4	942.2	1012.7	1089.8	1246.0	1270.9
42.5°	1445.0	1387.8	1217.4	1122.5	1052.0	1026.7	1042.5	1134.5	1232.8	1406.9	1455.8
45°	1624.5	1536.2	1390.3	1306.5	1199.6	1173.1	1194.2	1302.4	1416.0	1553.6	1639.8
47.5°	1807.7	1716.5	1556.1	1435.0	1347.6	1426.7	1357.5	1460.3	1573.5	1733.5	1810.2
50°	1997.9	1896.8	1738.5	1606.6	1599.2	1669.2	1586.3	1639.0	1743.9	1909.7	2000.0
52.5°	2216.4	2107.4	1949.0	1859.9	1877.3	1872.8	1856.2	1846.6	1949.9	2112.8	2220.1
55°	2476.3	2358.6	2232.1	2191.1	2239.2	2187.4	2211.8	2208.5	2223.4	2339.9	2465.5
57.5°	2790.5	2657.4	2530.6	2521.5	2583.2	2632.1	2588.6	2526.0	2499.9	2613.1	2756.9
60°	3186.4	3023.0	2883.8	2855.2	3031.3	3030.9	2991.5	2851.4	2841.5	2969.6	3142.8
62.5°	3623.7	3424.7	3272.6	3227.0	3503.0	3534.1	3411.4	3160.2	3211.6	3314.8	3520.4
65°	3995.1	3755.9	3614.1	3601.7	3939.1	4076.3	3805.2	3461.6	3478.2	3564.0	3786.6
67.5°	4237.1	3949.1	3836.3	3896.4	4315.9	4401.7	4149.7	3663.0	3604.2	3639.8	3905.9
70°	4152.2	3835.5	3754.2	3900.1	4413.3	4543.0	4223.9	3606.7	3481.5	3483.1	3792.4
72.5°	3508.4	3207.1	3245.6	3513.4	4182.8	4364.8	3880.7	3257.6	3001.5	2995.3	3275.9
75°	2320.0	2118.6	2270.7	2688.1	3477.3	3849.6	3215.4	2553.4	2232.1	2127.7	2344.5
77.5°	1014.7	989.0	1117.1	1588.8	2370.6	2774.3	2303.4	1668.0	1214.1	1009.8	1103.0
80°	271.9	266.1	334.1	602.7	1154.0	1527.9	1246.4	665.3	347.4	252.9	268.2
82.5°	99.1	101.6	123.9	168.7	380.1	643.3	414.1	194.4	131.4	107.8	107.8
85°	43.1	41.9	60.1	67.6	103.6	145.5	119.0	82.5	66.3	49.7	47.7
87.5°	11.6	14.5	20.3	21.1	26.9	22.0	31.5	29.0	24.9	17.4	14.1
90°	0.0	0.0	0.0	0.0	0.0	0.0	0.0	0.0	0.0	0.0	0.0

(END OF REPORT)